





## HEAVY DUTY CUT OFF SAW Model: COS400








### **MACHINE DESCRIPTION:**

Cut-off saw is a circular saw is typically used to cut hard materials such as metals. The cutting action is performed by an abrasive disc, similar to a thin grinding wheel.

## HEAVY DUTY CUT OFF SAW

<b>Model</b>	<b>: COS400</b>
	: 400V,3~,50Hz 7.5HP
	: 400 x 30 x 3.2 mm 3800RPM
<b>Brand New</b>	<b>: Made in China</b>

## CUTTING CAPACITY:

	<b>90°</b>	<b>R45°</b>	<b>L45°</b>
	140 mm	120 mm	100 mm
	120mm	120 mm	100 mm
	170 x 100 mm	120 x 120 mm	95 x 120 mm
	60 mm	60 mm	60mm
	55 mm	55 mm	55 mm